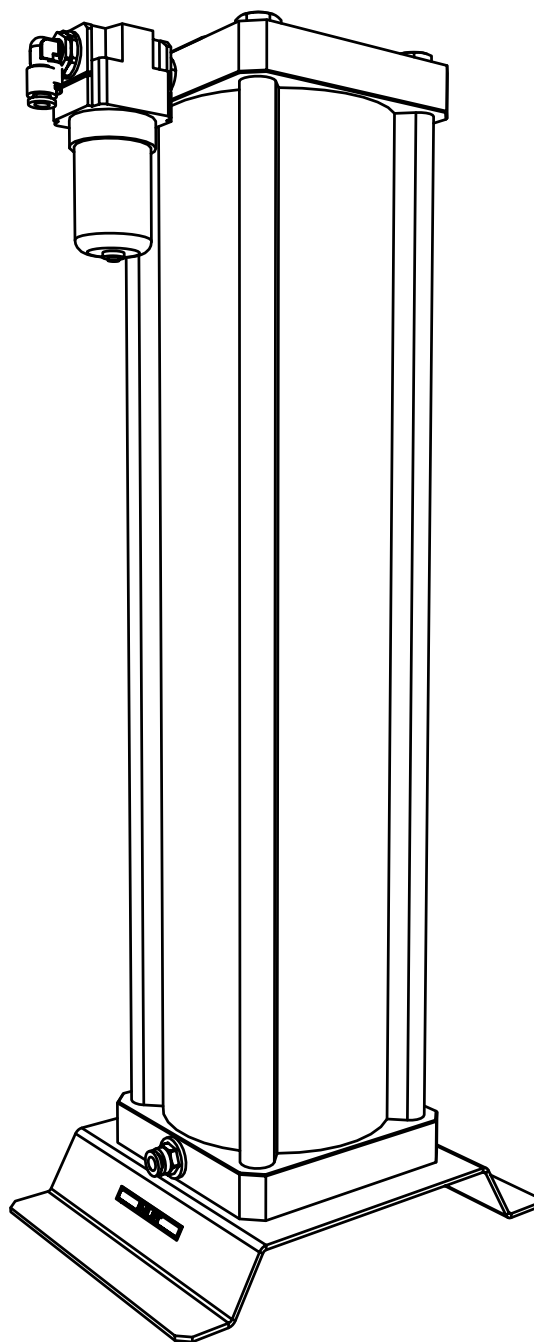


# Active Carbon Trap

## Installation Guide



## Change History

Rev	Comment	Name	Date
1	Initial Release	L. Couttie	28/01/2019
2	Name Update	D. Lai	05/01/2022
3	Technical Spec. Update	L. Couttie	04/04/2022

## How to use this Installation Guide

This document is intended to be used only as a Quick Start Guide, to facilitate safe and correct installation and initial configuration of your Peak Scientific product.

For more extensive user operation directions, we recommend you download the User Manual from the website.

**Please visit [www.peakscientific.com/downloads](http://www.peakscientific.com/downloads) to download the full User Manual for your product.**



Thank you for selecting Peak Scientific to meet your laboratory gas generation needs, and should you require any further assistance or support please do not hesitate to contact Peak Scientific or Peak Partner from which you purchased your Active Carbon Trap.

# Safety Notices

Peak Scientific Instruments cannot anticipate every possible circumstance which may represent a potential hazard. The warnings detailed within this document detail the most known potential hazards, but by definition cannot be all inclusive. If the user employs an operating procedure, item of equipment or a method of working which is not specifically recommended by Peak Scientific, the user must ensure that the equipment will not be damaged or become hazardous to persons or property.

## Symbols

This document uses the following symbols to highlight specific areas important to the safe and proper use of the unit

 WARNING	A WARNING notice denotes a hazard. It calls attention to an operating procedure, process or similar, which if not correctly performed or adhered to, could cause personal injury or in the worst case death. Do not proceed beyond a WARNING notice until the indicated conditions are fully understood or met.
 CAUTION	A CAUTION notice denotes a hazard. It calls attention to an operating procedure, process or similar, which if not correctly performed or adhered to, could cause damage to the Generator or the Application. Do not proceed beyond a CAUTION notice until the indicated conditions are fully understood or met.

## Safety Notice to Users



These instructions must be read thoroughly and understood before installation and operation of your Peak Active Carbon Trap. Use of this product in a manner not specified by Peak Scientific MAY impair the SAFETY provided by the equipment.

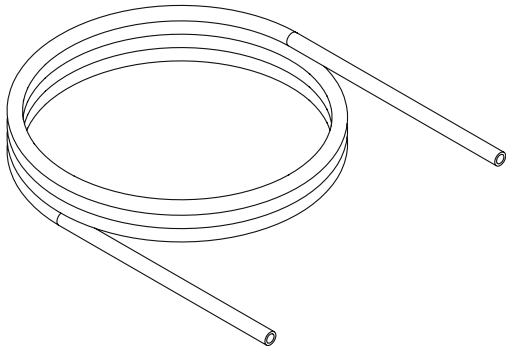


When handling, operating or carrying out any maintenance, personnel must employ safe engineering practices and observe all relevant local health and safety requirements and regulations. The attention of UK users is drawn to the Health and Safety at Work Act 1974, and the Institute of Electrical Engineers regulations.



If the equipment is used in a manner not specified by the manufacturer, the protection provided by the equipment may be impaired.

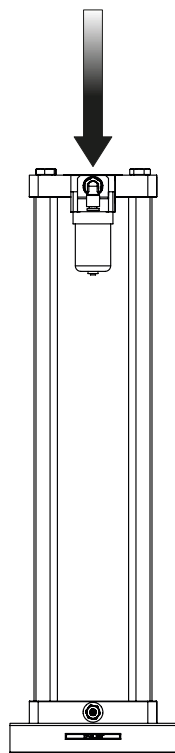
## Fittings Kit



**x3m**

6mm PE Tubing 08-8409

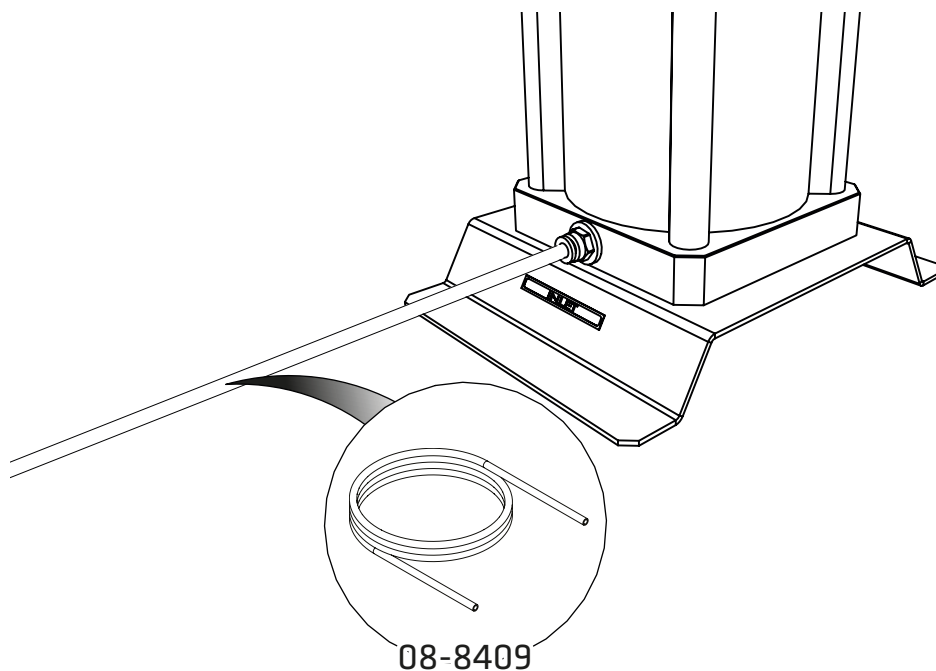
**1.**



**0°**

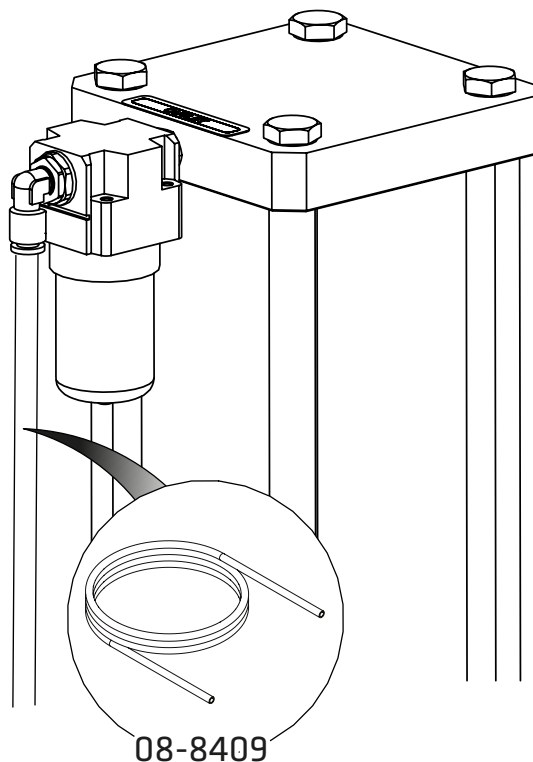
Unpack the unit from its container and position on a flat surface, in desired area.

**2.**




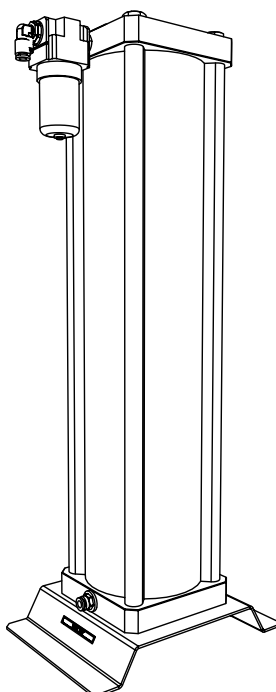
The unit is fitted with a 6mm push-fit connection at the inlet. Connect the 6mm PE tubing provided here and connect the other end to your gas supply.

3.



The outlet of the unit is fitted with a particulate filter and a 6mm push-fit elbow.  
Connect the 6mm PE tubing provided here and connect to your application.

4.



## CONGRATULATIONS

Your **Peak Scientific** unit is now fully installed, operational and ready to supply gas on demand to your instrument.

# Go Online or Complete and Return

We know that registering any of your recently purchased products is not the first thing on your mind- but it is very important to both of us. Not all warranties are alike and Peak Scientific stand out against other gas suppliers as we offer a comprehensive, quick response, on-site warranty. This means that in the very unlikely case that your gas generator develops a fault we have rapid support teams on-hand around the world who are able to come to your lab and get you back up and running in no time.

Register for your **comprehensive 12 month on-site warranty** with ease online at [www.peakscientific.com/register](http://www.peakscientific.com/register).

Alternatively, you can send the completed form to Peak Scientific by post or email at [warranty@peakscientific.com](mailto:warranty@peakscientific.com).

**Go Online or Complete and Return**

You can register for your **FREE 12 month Warranty** with ease online at [www.peakscientific.com/protected](http://www.peakscientific.com/protected).

Alternatively, you can send the completed form to Peak Scientific by post or email at [warranty@peakscientific.com](mailto:warranty@peakscientific.com).

Product Warranty Registration			
Contact name			
Email address			
Company			
Address			
City/town			
Postcode			
Country			
Telephone			
Generator serial #			
Model type			
Installation date			
Do you still use an alternative gas solution i.e. cylinders or bulk liquid?	Yes	No	
What gas requirements do you have in your lab?	Hydrogen	Nitrogen	Zero Air


**Extend your cover with**

Peak Scientific offer comprehensive gas generator after sales support packages. Peak [Protected] aftercare support can guarantee an on-site response within 72 hours\*, genuine parts from our ISO9001 approved factory and a 95% first-time fix rate. See our enclosed Peak [Protected] leaflet for further information.

**Important!**

You have 1 month to register your Peak Scientific product from the date of installation. Once registered the warranty will be honoured for a period of 12 months. If you wish to defer the installation of your generator, you must notify Peak Scientific immediately by emailing [warranty@peakscientific.com](mailto:warranty@peakscientific.com). For generators that remain unregistered after 1 month from the shipment date, the warranty will be considered active from the date of factory dispatch.

\* Complete Plan only



## Important!

You have **1 month to register** your Peak Scientific product from the date of installation. Once registered the warranty will be honoured for a period of 12 months. If you wish to defer the installation of your generator, you must notify Peak Scientific immediately by emailing **[warranty@peakscientific.com](mailto:warranty@peakscientific.com)**. For generators that remain unregistered after 1 month from the shipment date, the warranty will be considered active from the date of factory dispatch.

Please visit [www.peakscientific.com/downloads](http://www.peakscientific.com/downloads) to download the full User Manual for your product.

## [**PEAK Protected**]<sup>TM</sup>

Peak Scientific has highly trained, fully certified Field Service Engineers located in over 20 countries across every continent around the world. This allows us to provide an industry-leading rapid response service to our customers. With [**Peak Protected**], your laboratory's productivity becomes our top priority.

To discuss Peak Protected generator cover and payment options speak to your local Peak Representative or for further information contact: [protected@peakscientific.com](mailto:protected@peakscientific.com).

### **Peak Scientific**

Fountain Crescent  
Inchinnan Business Park  
Inchinnan  
PA4 9RE  
Scotland, UK  
**Tel:** +44 141 812 8100  
**Fax:** +44 141 812 8200

For further information on any of our generator products please contact [marketing@peakscientific.com](mailto:marketing@peakscientific.com)

